

Description

A residential or light commercial, maintenance free, axial flanged, in-line, cast iron, wet rotor circulation pump for hydronic heating systems. UL and cUL Listed.

Operating Data

Maximum Working Pressure: 150 PSI (10 bar)
 Maximum Operating Temperature:
 NRF-22 & NRF-9F/LW: 240°F (115°C)
 NRF-25, NRF-33, NRF-36 & NRF-45: 225°F (107°C)

Materials of Construction

Pump Body: Cast Iron
 Impeller: Noryl
 Shaft: Ceramic
 Bearings: Double-Sintered Carbon

Warranty

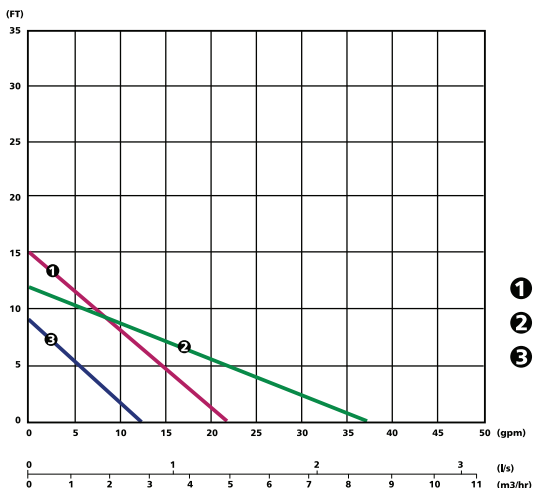
Bell & Gossett offers a warranty of 3 years from date of manufacture or 18 months from date of installation (which ever comes first) against failure as a result of defects in materials and workmanship.

Specifications

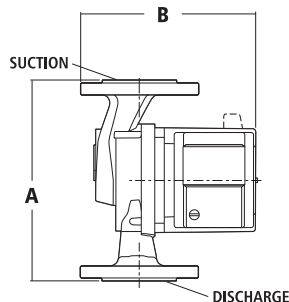
Model Number	Single Speed	Three Speed	Part Number	Flange Sizes Inches - NPT	Dimensions Inches (mm)			Standard 60 Cycle Motor Characteristics*					Shipping Weight lbs. (Kg)
					A	B	C	Watts	∅	Volts	F.L. Amps	RPM	
NRF-9F/LW	●		103267	3/4, 1, 1 1/4, 1 1/2	6 3/8 (162)	6 3/16 (157)	5 1/8 (130)	41	1	115	0.40	2800	9.3 (4.2)
NRF-22	●		103251		6 3/8 (162)	6 3/16 (157)	5 1/8 (130)	92			0.80	2940	9.3 (4.2)
NRF-25		●	103417		6 3/8 (162)	6 3/16 (157)	5 1/8 (130)	125			1.20	2950	10.4 (4.7)
NRF-33	●		103350		6 3/8 (162)	5 9/16 (141)	4 7/8 (124)	125			1.10	2950	10.4 (4.7)
NRF-36		●	103400		6 3/8 (162)	6 7/8 (175)	5 3/4 (146)	270			2.30	3300	13.1 (6.0)
NRF-45		●	103404	1, 1 1/4, 1 1/2	8 1/2 (216)	7 3/8 (187)	5 3/4 (146)	270			2.30	3300	14.5 (6.6)

NRF-9F/LW, NRF-22, NRF-25 and NRF-33 are impedance protected.
 NRF-36 and NRF-45 are thermally protected.
 Dimensions are approximate and subject to change. Contact factory for certified dimensions.

Single Speed NRF Circulator Performance Curves



- ① NRF-22
- ② NRF-33
- ③ NRF-9F/LW



Single Speed NRF Circulators



NRF-9F/LW



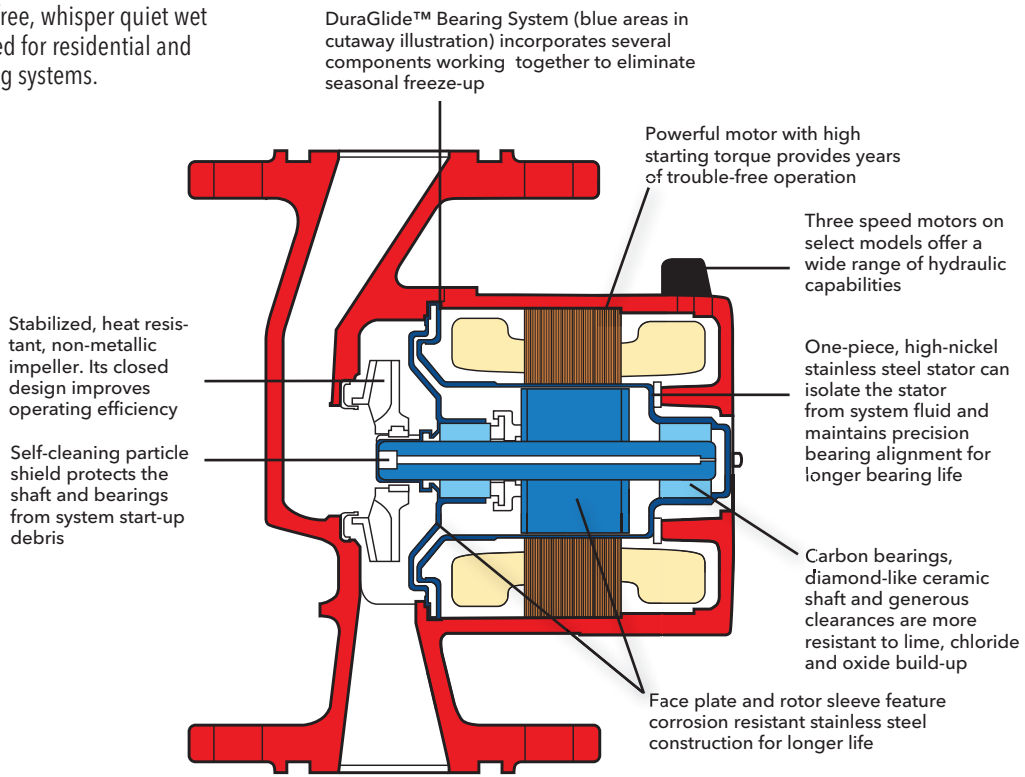
NRF-22



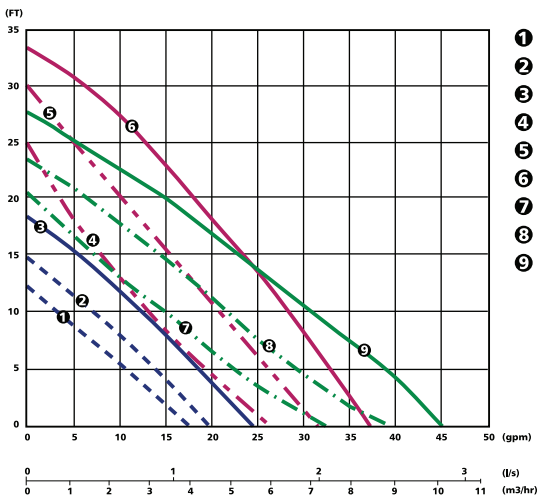
NRF-33



Reliable, maintenance-free, whisper quiet wet rotor circulators designed for residential and light commercial heating systems.



Three-Speed NRF Circulator Performance Curves



Optional Zone Pump Relay Control



The ZoneTrol II AZ-1A is a single zone pump relay that turns the pump and boiler on when the thermostat calls for heat. The AZ-1A is ideal when adding a zone to an existing system and can be daisy-chained together to control multiple zones (See page 25.)

Three-Speed NRF Circulators



NRF-25



NRF-36



NRF-45

SSSFATORS Lead-Free Wet Rotor Circulators for Potable Water / NBF & SSF

Description

A residential or light commercial, maintenance-free, in-line, lead-free* bronze or stainless steel, wet rotor circulator for potable water systems and other applications. Flanged, union or sweat models available. UL and cUL listed.

Operating Data

Maximum Working Pressure: 150 PSI (10 bar)

Maximum Operating Temperature:

NBF-25, NBF-33, NBF-36, NBF-45: 225°F (107°C)

All Others: 230°F (110°C)

Materials of Construction

Pump Body NBF: 100% Lead-Free* Bronze

SSF: Stainless Steel

Impeller: Noryl

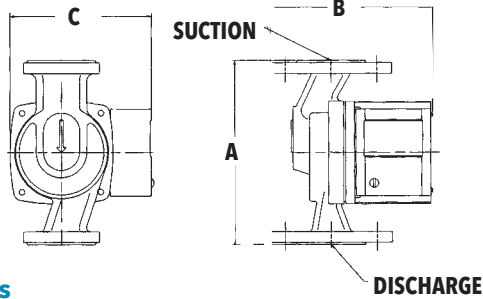
Shaft: Ceramic

Bearings: Double-Sintered Carbon

Warranty

Bell & Gossett offers a warranty of three years from date of manufacture or 18 months from date of installation (which ever comes first) against failure as a result of defects in materials and workmanship.

*CSA certified to NSF/ANSI 372 that product contains less than 0.25% lead content by weight on wetted surface.



SSF-9



NBF-9

Cross Reference

BELL & GOSSETT	GRUNDFOS*	TACO**
NBF-8S/LW	UM 15-10B5	003B
NBF-9U/LW	UP 15-18SU	006B
NBF-10S/LW	UP 15-18B5	006B
NBF-12U/LW	UP 15-42SU	005B
NBF-12F/LW	UP 15-42SF	005B
NBF-18S	UP 15-42B5	-
NBF-22U	UP 25-64SU	007B
NBF-22	UP 25-64SF	007B
SSF-22	UP25-64SF	007B
NBF-25	UPS15-58	00R-MS
NBF-33	-	0010B
NBF-36	UP26-96BF	0011B
	UP26-99BF	0013B
	UP26-64SF	0014B
NBF-45	UP43-75BF	-

*Grundfos is a registered trademark of Grundfos Pumps Corp.

**Taco is a registered trademark of Taco, Inc.

Specifications

Model Number	Part Number	Connections	Dimensions Inches (mm)			Standard 60 Cycle Motor Characteristics*					Shipping Weight lbs. (Kg)
			A	B	C	Watts	Ø	Volts	F.L. Amps	RPM	
NBF-8S/LW	103257LF	1/2" Sweat	5 (127)	5 7/32 (132)	4 7/8 (124)	39	1	115	0.39	2800	9.0 (4.1)
NBF-9U/LW	103258LF	Union**	6 1/8 (156)	5 1/16 (129)	4 7/8 (124)	41			0.40		9.3 (4.2)
NBF-10S/LW	103259LF	1/2" Sweat	5 (127)	5 7/32 (132)	4 7/8 (124)	55			0.46		9.0 (4.1)
NBF-12F/LW	103260LF	Flange 3/4, 1, 1 1/4, 1 1/2	6 3/8 (162)	5 9/16 (141)	4 7/8 (124)	55			0.48		9.5 (4.3)
NBF-12U/LW	103261LF	Union**	6 1/8 (156)	5 1/16 (129)	4 7/8 (124)	55			0.48	9.3 (4.2)	
NBF-18S	103316LF	1/2" Sweat	5 (127)	5 7/32 (132)	4 7/8 (124)	90			0.74	3000	9.0 (4.1)
NBF-22	103252LF	Flange 3/4, 1, 1 1/4, 1 1/2	6 3/8 (162)	5 9/16 (141)	4 7/8 (124)	92			0.80	2940	9.5 (4.3)
NBF-22U	103255LF	Union**	6 1/8 (156)	5 1/16 (129)	4 7/8 (124)	92			0.80		9.3 (4.2)
NBF-25	103418LF	Flange 3/4, 1, 1 1/4, 1 1/2	6 3/8 (162)	6 3/16 (157)	5 1/8 (130)	125			1.10	2950	10.4 (4.7)
NBF-33	103351LF	Flange 3/4, 1, 1 1/4, 1 1/2	6 3/8 (162)	6 3/16 (157)	5 1/8 (130)	125			1.10		10.4 (4.7)
NBF-36	103401LF	Flange 3/4, 1, 1 1/4, 1 1/2	6 3/8 (162)	6 7/8 (175)	5 3/4 (146)	270			2.30	3300	13.1 (6.0)
NBF-45	103405LF	Flange 1, 1 1/4, 1 1/2	8 1/2 (216)	7 3/8 (187)	5 3/4 (147)	270			2.30		14.5 (6.6)
SSF-9U/LW	103360LF	Union**	6 1/8 (156)	5 1/16 (129)	4 7/8 (124)	41			0.40	2800	9.3 (4.2)
SSF-12F/LW	103358LF	Flange 3/4, 1, 1 1/4, 1 1/2	6 3/8 (162)	5 9/16 (141)	4 7/8 (124)	55			0.48		9.5 (4.3)
SSF-12U/LW	103361LF	Union**	6 1/8 (156)	5 1/16 (129)	4 7/8 (124)	55			0.48		9.3 (4.2)
SSF-22	103357LF	Flange 3/4, 1, 1 1/4, 1 1/2	6 3/8 (162)	5 9/16 (141)	4 7/8 (124)	92			0.80		2940
SSF-22U	103362LF	Union**	6 1/8 (156)	5 1/16 (129)	4 7/8 (124)	92	0.80	9.3 (4.2)			

* Impedance protected

** Union Connections are available in 3/4" NPT. 1/2" sweat & 3/4" sweat.

